

Bird Net Brackets

NET275 - Pro External Corner Fixings Bracket

When running a straining wire around a corner it can be difficult getting a fixing close to the corner to prevent damaging the straining wire or the building. This bracket will help to solve this problem. Thanks to the angle of the hole, this bracket can also be used to fit a wire neatly up an outside corner of a building. Fixing holes 6mm diameter.

NET282 - Pro Internal Corner Bracket **NEW**

Sometimes it is awkward to get a fixing directly into a corner, and sometimes internal corners of stone buildings are weak. In these situations, the Pro Internal Corner Bracket could be very useful.

NET276 - Pro Ledge Edge Bracket

When fitting a net to a ledge or a reveal, it is important that the bottom of the net is fitted close to, or beyond, the edge of the ledge to help prevent birds perching on the very edge of the ledge. This bracket will allow you to run the straining wire neatly and professionally along the edge of a ledge. It could also be used as a corner or intermediate fixing in a multitude of other situations on flat surfaces or reveals e.g. where a hole cannot be drilled just where the straining wire needs to run. Fixing holes 8mm diameter (will accept NET123 Dynabolt).


NET277 - Pro Capital Bracket 45 Degrees

This bracket replaces the original Capital Bracket. The angle of the hole allows the straining wire to be run either vertically or horizontally with the same fixing position of the bracket. Fixing holes 8mm diameter (will accept NET123 Dynabolt).

NET278 - Pro 'Net Off' Slider

The Pro 'Net Off' Slider will support straining wire 105mm to 210mm from the substrate in places where the net needs to be held away from a protrusion to help prevent abrasion damage to the net. Fixing holes 6mm diameter. Tighten the nuts with 10mm spanners.

Code	Product Description	Pack Size
Professional - stainless steel		
NET275	Pro External Corner Fixings Bracket	each
NET276	Pro Ledge Edge Bracket	each
NET277	Pro Capital Bracket 45 Degrees	each
NET278	Pro 'Net Off' Slider	each
NET282	Pro Internal Corner Bracket NEW	each
NET123	Pro Dynabolt, M6	10



1 NET275 & 2 NET276



3 NET277 & 4 NET278



5 NET282



6 NET123

Products to Fit Net to Wire Rope

Hogring Staples are key to fixing the net to the wire rope. Hogring Staples are installed using the Hogring Staplers as detailed on page 16.

Net Corner Ties are used to fasten the corners of the net.

S Clips are removable plastic clips for attaching netting onto wire.


Code	Product Description	Pack Size
Professional - stainless steel		
NET012	Pro Hogring Staples	2500
NET900	Pro Marine Hogring Staples	2500
Low cost		
NET010	Hogring Staples, galvanised steel	2500
NET011	Hogring Staples, aluminium	2500
Battery Hogring Staples		
NET221	Battery Hogring Staples s/s	10,000
NET222	Battery Hogring Staples galv	10,000
Pneumatic Hogring Staples		
NET228	Pneumatic Hogring Staples s/s	10,000
Cable Ties		
NET137	Net Corner Tie	100
MIS031	Cable Ties 120mm	100
MIS032	Cable Ties 200mm	100
MIS030	Cable Ties 292mm	100
MIS033	Cable Ties 432mm	100
NET350	S Clips NEW	200




1 NET137 & 2 NET010



3 NET900



4 MIS031, 5 MIS032, 6 MIS030 & 7 MIS033



8 NET350